

Health & Wellbeing Board

- SEND Review
- Author (Penny Richardson)
Sponsor (Nick Wilson)

The Context

National

- **The SEN statutory framework – reformed, high expectations, enables escalation (= cost) – historic and embedded problems**
- **National reform of the distribution of HN funding across Local Authorities**
- **Expected SEND area wide inspection (Ofsted / CQC)**

Local

- **The DSG Schools Block has successively made good overspends on HN budget**
- **SEN specialist fieldwork staff are prevented from working with schools (preventative / de-escalation) because of assessment pressures, or are not targeted towards strategic priorities**
- **The administration is overwhelmed**
- **Parents are losing confidence**
- **Extensive stakeholder dialogue and data analysis in the review to date**
- **SEND strategy needs updating for September 2016**

The Issues

- **Threshold Management**
- **Placement trends**
- **Related financial implications for:**
 - **The High Needs Block of the DSG**
 - **The SEN transport budget**
- **Operational integration of specialist SEND services and teams**
- **Confidence, competence and capacity within mainstream schools**
- **Culture and beliefs in schools and professional staff, and parents & carers**

THRESHOLD MANAGEMENT (1)

Numbers of EHCPs & statements

3066 in 2011; 3436 in 2016.

+12% in context of change of + 8% pupil population



Percentage of pupil population with a statement / EHCP

Bucks 3.2% ; Nat & Stat Nghbr = 2.8%



Requests, by education settings & parents, for multi-professional EHC assessments

187 agreed Sept 14 – Mar 15;

267 agreed Sept 15 – Mar 16. + 48%



Av. Number of EHC assessments per month

(Sept 14 – Mar 15 = 28; Sept 15 – Mar 16 = 40) +43%



Number of first time EHC Plans / statements

+ 83% between 2014 and 2015



Threshold Management (2)

SEN status of CYP in Bucks mainstream schools

	Sec %	Prim %	Sec %	Prim %	Sec %	Prim %
	SEN Support	SEN Support	Stmts EHCP	Stmts EHCP	All SEN	All SEN
England	12.4	13	1.8	1.4	14.3	14.4
Bucks	8	9.4	1.9 (679)	1.8 (765)	9.8	11.1
South East	12.1	12.3	1.7	1.5	14.7	13.7
Source: DFE SFR for Jan 2015						

Resource related pressures (1)

Permanent Exclusions

+ 400% ac yr 14/15 to 15/16 (from 6 to 19)

96% have SEN ; 66% known to social care; 75% from good or outstanding schools



Number of places funded in Bucks Special Schools

Increase of 171 children (15%) April 2013 – Jan 2016



Numbers of funded places in NMI Special Schools

A reduction of 13% from 176 in Jan 2013 to 153 in Jan 2016.



Proportion of statements / EHCPs naming mainstream

From 48% (1,532) of all statements in Jan 13 to 44% (1465), Jan 2016



Proportion of statements / EHCPs naming special school





From 41% (Jan 13) to 44% Jan 16)



Numbers of Bucks children attending special school

Increase of 12% 1326 (Jan 13) to 1490 (Jan 16)



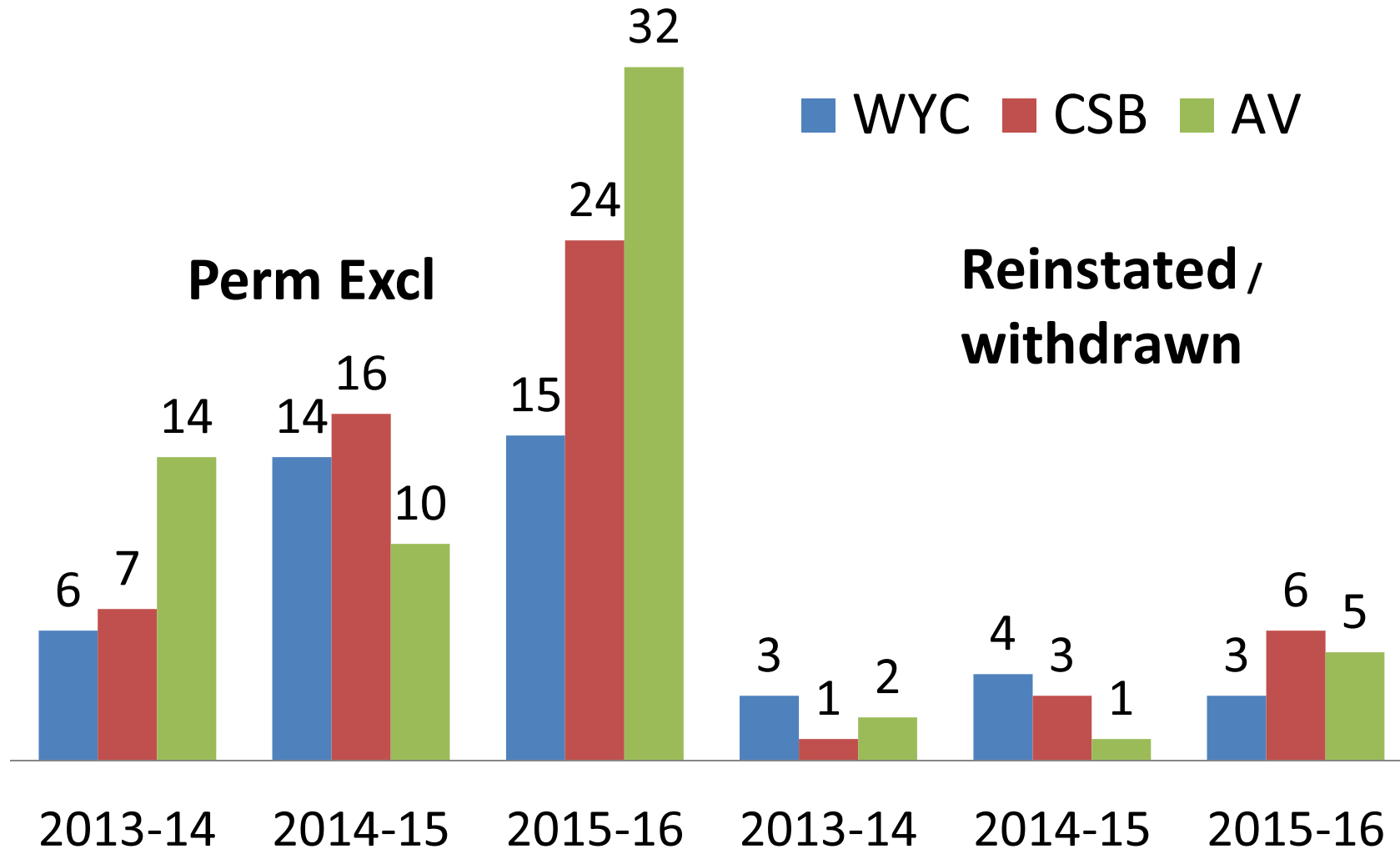
Resource related pressures (2)	
<p>Spend on top-up funding with Statements & EHC Plans (+ £162,486 14-15 to 15-16)</p>	
<p>Spend on top-up funding, for children without statements & EHC Plans (+ £473,003 14-15 to 15-16)</p>	
<p>Top-Up allocations to special schools (From £7.98m in April 13 to £10.8m in Jan 16 = + 35%) (average top-up increased by £1.247 +17.5%) (pupil increase of 171 = +15%)</p>	
<p>Numerical increase in first time EHC Plans by school phase</p> <ul style="list-style-type: none"> • <u>Primary</u> from 108 – 194 (+86 / +80%) 2014-2015 • <u>Secondary</u> from 41 – 95 (+131%) 2014 - 2015 	

Exclusion Numbers from Buckinghamshire Schools 1st September 2015 to 24th March 2016 by NCY and Key Stage

	FIXD	LNCH	PERM	Wdrn PER	Total	% of all
Key Stage 1	74	0	3	0	77	5.2%
Key Stage 2	225	5	13	0	243	16.4%
Key Stage 3	539	0	37	4	580	39.2%
Key Stage 4	499	0	38	2	539	36.4%
Totals	1337	5	91	6	1439	

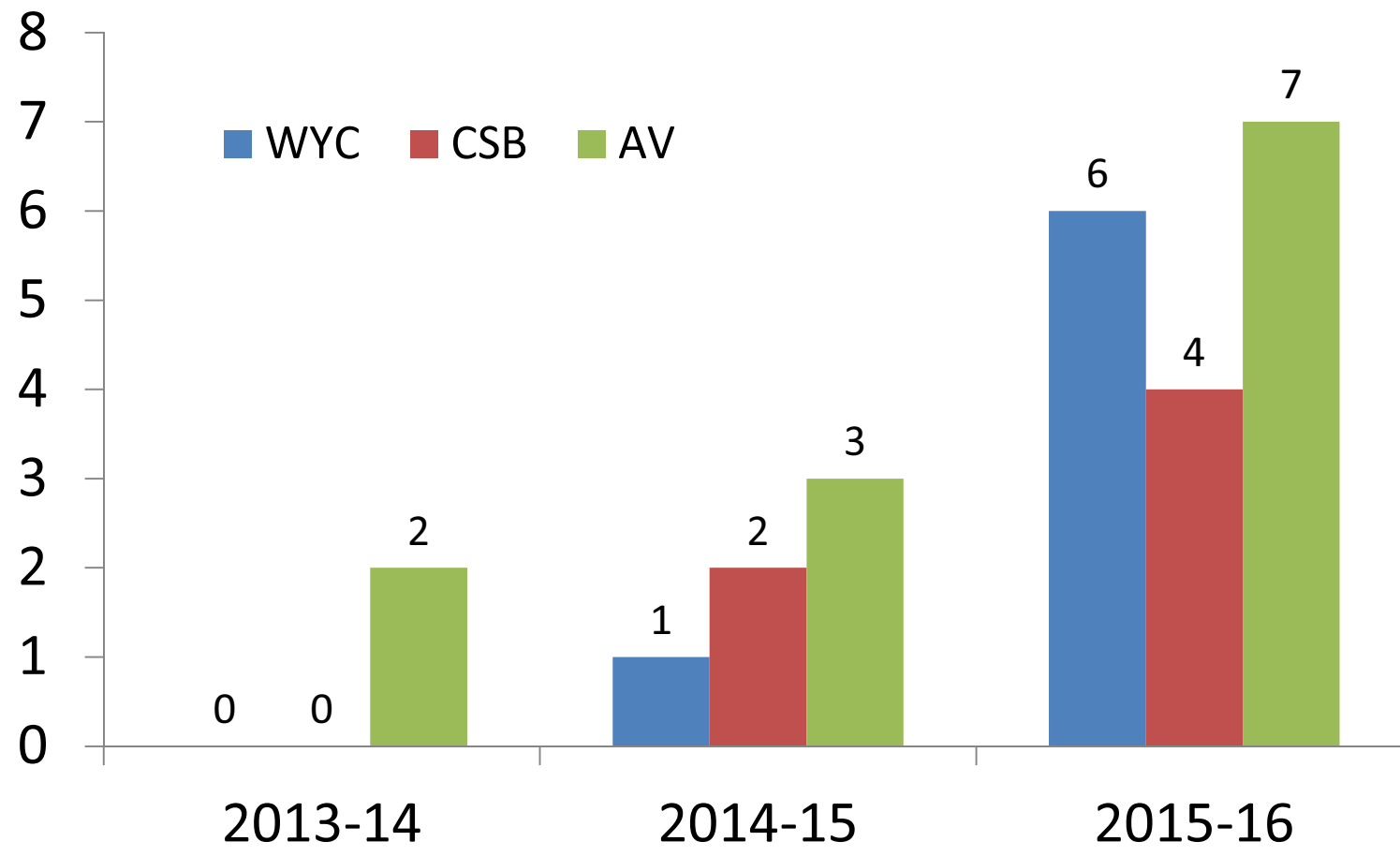
Secondary Schools – Permanent Exclusions

(at 31 Mar 16)



Primary School Permanent Exclusions

(at 31 Mar 16)



Per Pupil Funding (15-16 planned spend) (National and SN comparison)

Funding focus	Buckinghamshire £	England £	Statistical Nghbr £
Top-Up funding (Maintd & Acad)	250	167	139
Top-Up Independent	120	70	96
SEN Support Services	51	36	36
All HN Total	455	305	303
Educational Psychology	29	16	18
SEN administration	11	15	17
Parent Partnership	2	2	2